

SEML PBSL FIXED INCOME FUND
Statement of Financial Position (Un-Audited)
As at December 31, 2024

Particulars	Notes	Amount in Taka	
		31-Dec-24	30-Jun-24
ASSETS			
Investment at Fair Value	1.00	186,856,977	214,811,736
Investment in Treasury Bill		-	44,656,100
Dividend Receivable	2.00	1,520,834	16,020
Interest Receivables	3.00	7,071,786	12,231,774
Advance, Deposit & Prepayments	4.00	3,070,738	2,981,612
Receivable from Brokerage	5.00	6,132	172,567
Preliminary & Issue Expenses	6.00	16,357,041	18,633,664
Cash & Cash Equivalents	7.00	40,462,415	699,560,341
		255,345,922	993,063,812
LIABILITIES			
Liabilities for Expenses	8.00	3,814,064	8,203,654
		3,814,064	8,203,654
Net Assets		251,531,858	984,860,158
OWNERS' EQUITY			
Unit Capital	9.00	253,962,010	950,000,000
Unit Premium / (Discount)	10.00	(23,924,038)	(1,150,000)
Unrealized Gain		-	-
Retained Earnings	11.00	21,493,887	36,010,158
		251,531,859	984,860,158
Net Assets Value (NAV) per unit	12.00		
At Fair Value		9.90	10.37
At Cost		10.96	10.59

For and on behalf of SEML PBSL Fixed Income Fund



Managing Director & CEO
Strategic Equity Management Ltd



Chief Operating Officer
Strategic Equity Management Ltd

Date: 30 January 2025
Dhaka, Bangladesh



SEML PBSL FIXED INCOME FUND

Statement of Profit or Loss and other Comprehensive Income (Un-Audited)


For the period from July 01,2024 to December 31,2024

Particulars	Notes	Amount in Taka			
		July 01,2024 to Dec' 31,2024	Aug 17,2023 to Dec 31,2023	Oct 01,2024 to Dec 31,2024	Oct 01,2023 to Dec 31,2023
INCOME					
Financial Income	13.00	4,134,268	24,718,143	52,621	20,865,892
Net Income on Sale of Securities		10,864,875	-	2,230,659	-
Dividend Income		7,007,669	649,377	4,826,129	649,377
		22,006,813	25,367,520	7,109,408	21,515,269
EXPENSES					
Management Fee	14.00	3,724,693	5,323,647	1,503,777	3,579,919
Trustee Fee	15.00	492,194	378,736	246,097	254,333
BSEC Annual Fee	16.00	496,239	-	248,120	-
Custodian Fee	17.00	106,194	10,117	23,367	10,117
CDBL Charges	18.00	10,792	5,736	7,077	3,936
CDBL Annual Fee		16,636	-	11,595	-
Amortization of Preliminary & Issue Expense		2,276,623	1,210,782	1,138,311	813,080
Audit Fee		28,750	-	14,375	-
Bank Charges		265,094	153,655	263,800	153,420
Printing and Publication Expense		17,000	11,000	-	-
IPO Application Fees -DSE		-	-	-	11,000
DSE Els Registration Fee		-	25,000	-	25,000
Other Expenses	19.00	2,100	100	200	100
		7,436,315	7,118,772	3,456,718	4,850,904
Profit before provision for the period		14,570,498	18,248,749	3,652,690	16,664,365
(Provision)/Write Back Against Investments	20.00	(5,336,769)	-	(14,529,626)	-
Net Profit for the period		9,233,729	18,248,749	(10,876,936)	16,664,365
Earning Per Unit (EPU)	21.00	0.36	0.18	(0.43)	0.17

For and on behalf of SEML PBSL Fixed Income Fund



Managing Director & CEO
Strategic Equity Management Ltd



Chief Operating Officer
Strategic Equity Management Ltd

Date: 30 January 2025
Dhaka, Bangladesh



SEML PBSL FIXED INCOME FUND

Statement of Changes in Equity (Un-Audited)

For the period from July 01,2024 to December 31,2024

Particulars	Amount in Taka				
	Unit capital	Unit Premium / (Discount)	Unrealized Gain	Retained Earnings	Total Equity
Opening balance as on 01 July 2024	950,000,000	(1,150,000)	-	36,010,158	984,860,158
Unit Subscribed	37,962,010	-	-	-	37,962,010
Unit Redeemed	(734,000,000)	-	-	-	(734,000,000)
Unit Premium/ (Discount)	-	(22,774,038)	-	-	(22,774,038)
Net Profit / (Loss) during the period	-	-	-	9,233,729	9,233,729
Unrealized Gain	-	-	-	-	-
Dividend (Cash)	-	-	-	(23,750,000)	(23,750,000)
Balance as at December 31,2024	253,962,010	(23,924,038)	-	21,493,887	251,531,859

Statement of Changes in Equity (Un-Audited)

For the period from August 17,2023 to December 31,2023


Particulars	Amount in Taka				
	Unit capital	Unit Premium / (Discount)	Unrealized Gain	Retained Earnings	Total Equity
Opening balance as on 17 Aug' 2023	1,000,000,000	-	-	8,941,324	1,008,941,324
Unit Subscribed / (Redeemed)	-	-	-	-	-
Unit Premium/ (Discount)	-	-	-	-	-
Net Profit / (Loss) during the period	-	-	-	18,248,749	18,248,749
Unrealized Gain	-	-	137,631	-	137,631
Dividend (Cash)	-	-	-	-	-
Balance as at December 31,2023	1,000,000,000	-	137,631	27,190,073	1,027,327,704

For and on behalf of SEML PBSL Fixed Income Fund



Managing Director & CEO
Strategic Equity Management Ltd

Date: 30 January 2025
Dhaka, Bangladesh



Chief Operating Officer
Strategic Equity Management Ltd




SEML PBSL FIXED INCOME FUND


Statement of Cash Flows

For the period from July 01,2024 to December 31,2024

Particulars	Amount in Taka	
	July 01,2024 to Dec 31,2024	August 17,2023 to Dec 31,2023
A. Cash Flows From Operating Activities		
Financial Income	9,294,256	22,022,054
Income From Dividend	5,502,854	82,500
Income on Sale of Securities	10,864,875	-
Change in Advances, Deposits & Prepayments Receivable From Brokerages	(89,126)	(1,336,572)
Operating Expenses	166,435	(78,436)
Operating Expenses	(9,549,282)	(20,866,760)
Net Cash from/(used in) Operating Activities	16,190,013	(177,214)
B. Cash Flows From Investing Activities		
Net Investment	22,617,989	(71,476,564)
Net Cash from/(used in) Investing Activities	67,274,089	(71,476,564)
C. Cash Flows From Financing Activities		
Unit Capital	(696,037,990)	-
Unit Premium / (Discount)	(22,774,038)	-
Dividend (Cash)	(23,750,000)	-
Net Cash from/(used in) Financing Activities	(742,562,028)	-
Net Cash Flows (A+B+C)	(659,097,926)	(71,653,778)
Cash & Cash Equivalents at Beginning of The period	699,560,341	1,003,125,803
Cash & Cash Equivalents at End of The period	40,462,415	931,472,025
Net Operating Cash Flow Per Unit (NOCFPU)	0.64	(0.00)

For and on behalf of SEML PBSL Fixed Income Fund


Managing Director & CEO
 Strategic Equity Management Ltd


Chief Operating Officer
 Strategic Equity Management Ltd

Date: 30 January 2025
 Dhaka, Bangladesh



SEML PBSL FIXED INCOME FUND

Notes to Financial statements

For the period from July 01,2024 to December 31,2024

1.00 Investment at Fair Value

This is made of as follows:

Particulars

Investment in Listed shares
Investment in IPO Shares

(A schedule showing details of above is shown in Annexure-A)

2.00 Dividend Receivable

This is made of as follows:

Particulars

Opening Receivable
Add: Income during the period
Less: Received during the period
Closing balance

This consists of follows:

UNIQUELHRL
RENATA
ACMELAB
SQURPHARMA
BXPBARMA
BESTHLDNG
HEIDELBCEM

3.00 Interest Receivables

This is made of as follows:

Particulars

Interest from Bank Accounts (Note: 3.01)
Interest Income from FDR A/C (Note: 3.02)
Interest Income from Treasury Bill (Note: 3.03)
Interest Income from-BANKASIIIPB
Closing Balance

3.01 Interest from Bank Accounts

This is made of as follows:

Particulars

Opening balance
Interest income during the period
Less: Interest received during the period
Closing Balance

3.02 Interest Income from FDR A/C:

This is made of as follows:

Particulars

Opening balance
Add: Interest income during the period
Less: Interest received during the period
Closing Balance

3.03 Interest Income from Treasury Bill

This is made of as follows:

Particulars

Opening balance
Add: Interest income during the period
Less: Interest received during the period
Closing Balance

Amount in Taka	
31-Dec-24	30-Jun-24
186,856,977	214,811,736
-	-
186,856,977	214,811,736
16,020	-
7,007,669	2,870,767
(5,502,854)	(2,854,747)
1,520,834	16,020
249,712	-
134,338	-
124,075	-
697,356	-
26,000	-
289,353	-
-	16,020
1,520,834	16,020
7,071,786	7,083,286
-	3,792,293
-	102,770
-	1,253,425
7,071,786	12,231,774
7,083,286	3,344,992
486,870	54,434,135
(498,370)	(50,695,841)
7,071,786	7,083,286
3,792,293	-
2,131,318	4,312,293
(5,923,611)	(520,000)
-	3,792,293
102,770	-
1,516,080	102,770
(1,618,850)	-
-	102,770



SEML PBSL FIXED INCOME FUND

Notes to Financial statements

For the period from July 01,2024 to December 31,2024

	Amount in Taka	
	31-Dec-24	30-Jun-24
4.00 Advance, Deposit & Prepayments		
<i>This is made of as follows:</i>		
Particulars		
Advance Income Tax	2,428,100	1,505,031
Advance Trustee Fee	125,125	492,194
Prepayment to CDBL as Annual Fee	29,364	-
Prepayment to BSEC as Annual Fee	488,148	984,388
	3,070,738	2,981,612
5.00 Receivable from Brokerage		
<i>This is made of as follows:</i>		
Particulars		
Balance with Padma Bank Securities Ltd	4,334	33,533
Balance with Dynasty Securities Ltd	1,798	139,034
	6,132	172,567
6.00 Preliminary and issue expenses		
<i>This is made of as follows:</i>		
Particulars		
Opening Balance	18,633,664	22,580,635
Less: Interest income from escrow accounts	-	-
	18,633,664	22,580,635
Less: Amortised during the period	(2,276,623)	(3,946,971)
	16,357,041	18,633,664
7.00 Cash & Cash Equivalents		
<i>This is made of as follows:</i>		
Cash at Bank		
Operational Accounts		
The Premier Bank PLC -Operational A/C -010413600000050	39,383,335	38,989,665
The Premier Bank PLC -Operational A/C -010413600003062	1,042,406	575,208,615
The Premier Bank PLC - Dividend A/C - 010413100003101	23,931	-
The Southeast Bank PLC- SND A/C- A/C -001013100001711	12,742	5,362,061
	40,462,415	619,560,341
FDR Accounts:		
FDR At Eastern Bank PLC, A/C-1165220000029	-	25,000,000
FDR At Eastern Bank PLC, A/C-1165220000038	-	25,000,000
FDR At Eastern Bank PLC, A/C-10656100000073	-	30,000,000
	-	80,000,000
	40,462,415	699,560,341
8.00 Liabilities for Expenses		
<i>This is made of as follows:</i>		
Particulars		
Management Fee	3,724,693	7,123,860
Provision for Custodian Fee	60,621	65,941
Printing and Publication Expense	-	70,250
Audit Fee	28,750	46,000
CDBL Charge	-	3.16
Dividend Payable to LHBL	-	897,600
	3,814,064	8,203,654



SEMI PBSL FIXED INCOME FUND

Notes to Financial statements

For the period from July 01,2024 to December 31,2024

	Amount in Taka	
	31-Dec-24	30-Jun-24
9.00 Unit capital		
<i>This is made up as follows:</i>		
<u>Particulars</u>		
Opening balance	950,000,000	1,000,000,000
Add: unit sold during the period	37,962,010	-
Less: unit surrender by holder	(734,000,000)	(50,000,000)
Closing Balance	253,962,010	950,000,000
<i>The unit capital represents 25,396,201 number of units of Tk 10 each.</i>		
10.00 Unit Premium / (Discount)		
<i>This is made up as follows:</i>		
<u>Particulars</u>		
Opening balance	(1,150,000)	-
Add: Unit Subscribed during the period- Premium	37,962.01	-
Less: Unit Redeemed during the period- (Discount)	(22,812,000)	(1,150,000)
Closing Balance	(23,924,038)	(1,150,000)
11.00 Retained Earnings		
<i>This is made of as follows:</i>		
<u>Particulars</u>		
Opening balance	36,010,158	8,941,324
Net Profit / (Loss) during the period	9,233,729	27,068,834
Dividend (Cash)	(23,750,000)	-
	21,493,887	36,010,158
12.00 Net Asset Value (NAV) Per Unit:		
<i>This is made of as follows:</i>		
<u>Particulars</u>		
At Fair Value		
Total Asset(*)	255,345,922	993,063,812
Less: Total Liabilities	(3,814,064)	(8,203,654)
Net Asset Value at Fair Value	251,531,858	984,860,158
Number of Units	25,396,201	95,000,000
NAV Per Unit at Fair Value	9.90	10.37
(*) Total assets include investment in the listed securities & mutual fund. The basis of the calculation of investment in listed securities was taken at market value, the investment in mutual funds was taken at cost (if 85% of NAV is greater than acquisition cost)		
At Cost Price		
Net Asset Value at Fair Value	251,531,858	984,860,158
Add/Less : (Unrealised gains)/Loss on securities	26,923,427	21,586,658
Net asset value at cost	278,455,285	1,006,446,816
Number of Units	25,396,201	95,000,000
NAV Cost Unit At Cost Price	10.96	10.59



SEML PBSL FIXED INCOME FUND

Notes to Financial statements

For the period from July 01,2024 to December 31,2024

		Amount in Taka	
		31-Dec-24	30-Jun-24
		July 01,2024 to Dec' 31,2024	Aug 17,2023 to Dec' 31,2024
13.00	Financial Income		
	<i>This is made up as follows:</i>		
	Particulars		
	Income from Bank Accounts	486,870	23,891,754
	Income from FDR Accounts	2,131,318	826,389
	Interest Income from- Treasury Bill	1,516,080	-
		4,134,268	24,718,143
14.00	Management Fee		
	<i>This is made up as follows:</i>		
	Particulars		
	Management for the period	3,724,693	5,323,647
		3,724,693	5,323,647
15.00	Trustee Fee		
	<i>This is made up as follows:</i>		
	Particulars		
	Trustee fee for the period	492,194	378,736
		492,194	378,736
16.00	BSEC Annual Fee		
	<i>This is made up as follows:</i>		
	Particulars		
	BSEC annual fee for the period	496,239	-
		496,239	-
	Annual Fee (at the rate of 0.10% of the Fund Capital or 50,000, whichever is higher) was paid to BSEC as per Rules 11(1) of Bangladesh Securities and Exchange Commission (Mutual Fund) Bidhimala (Rules) 2001.		
17.00	Custodian Fee		
	<i>This is made up as follows:</i>		
	Particulars		
	Custodian fee for the period	106,194	10,117
		106,194	10,117
	As per Trust Deed the Fund shall pay to the Custodian a safe keeping fee @ 0.05% of balance securities held by the Fund calculated on the basis of average month end value per annum and trade settlement fees of Taka 200 per trade. In any case total custodian fee shall not exceed 0.07% of the initial fund size annually. Any out of pocket expenses may be applicable to the Fund operation from time to time.		
18.00	CDBL Charges		
	<i>This is made up as follows:</i>		
	Particulars		
	CDBL Charges for the period	10,792	5,736
		10,792	5,736
	CDBL charges are based on at a rate of 0.0125% on transaction values of shares, as per Trust Deed.		



SEML PBSL FIXED INCOME FUND

Notes to Financial statements

For the period from July 01,2024 to December 31,2024

		Amount in Taka	
		31-Dec-24	30-Jun-24
		July 01,2024 to Dec' 31,2024	Aug 17,2023 to Dec' 31,2024
19.00 Other Expenses			
	<i>This is made up as follows:</i>		
	Particulars		
	BO AC Maintenance Expense	2,100	100
		<u>2,100</u>	<u>100</u>
20.00 (Provision)/Write back against investments		July'24 to Dec'24	July'23 to Dec'23
	<i>This is made up as follows:</i>		
	Particulars		
	Provision required Closing of the period	(26,923,427)	-
	Less: Provision required Beginning of the period	(21,586,658)	-
		<u>(5,336,769)</u>	<u>-</u>
20.01 (Provision)/Write back against investments		Oct'24 to Dec'24	Oct'23 to Dec'23
	<i>This is made up as follows:</i>		
	Particulars		
	Provision required Closing of the period	(26,923,427)	-
	Less: Provision required Beginning of the period	(12,393,801)	-
		<u>(14,529,626)</u>	<u>-</u>
21.00 Net Profit for the period			
	<i>This is made up as follows:</i>		
	Particulars		
	Net Profit for the period	9,233,729	18,248,749
	Number of units	25,396,201	100,000,000
	Earnings per unit	<u>0.36</u>	<u>0.18</u>
22.00 Others			

i) The figures in these notes and annexed financial statements have been rounded off to the nearest BDT.

ii) This notes form an integral part of the said financial statements and accordingly, are to be read in conjunction therewith.

Date: 30 January 2025

Dhaka, Bangladesh



SEML PBSL FIXED INCOME FUND

Annex -A

Details of investment in shares/units

As at December 31, 2024

List of the total investment and aggregate required provision

Particulars	Cost Value	Market Value	Fair Market Value	Required (provision)/excess
	BDT	BDT	BDT	BDT
Investment in listed securities				
(i) Investment in listed shares	213,780,404	186,856,977	186,856,977	(26,923,427)
(ii) Investment in IPO Shares	-	-	-	-
Total (Annex -A)	213,780,404	186,856,977	186,856,977	(26,923,427)

(i) Investment in listed shares:

Share Name/Ref.	Number of shares	Acquisition Cost BDT	Market value BDT	Fair Market Value BDT	(Provision)/Excess BDT
ACMELAB	35,450	3,022,290	2,662,295	2,662,295	(359,995)
BANASIA1PB	5,000	25,000,000	23,250,000	23,250,000	(1,750,000)
BATASHOE	2,500	2,499,639	2,263,500	2,263,500	(236,139)
BATBC	83,950	35,741,103	30,860,020	30,860,020	(4,881,083)
BERGERPBL	8,225	15,547,966	14,993,353	14,993,353	(554,613)
BRACBANK	146,649	8,021,147	7,185,801	7,185,801	(835,346)
BXPHERMA	6,500	766,192	530,400	530,400	(235,792)
DUTCHBANGL	91,500	5,003,210	4,382,850	4,382,850	(620,360)
EBL	948,945	25,816,521	23,438,942	23,438,942	(2,377,579)
GP	33,250	8,735,096	10,743,075	10,743,075	2,007,979
BESTHLDNG	289,353	10,233,462	5,266,225	5,266,225	(4,967,237)
LHB	222,700	16,327,907	12,003,530	12,003,530	(4,324,377)
MARICO	6,322	15,961,708	14,431,862	14,431,862	(1,529,846)
RENATA	14,602	13,522,961	9,273,730	9,273,730	(4,249,231)
SHAHJABANK	100,000	1,909,632	1,830,000	1,830,000	(79,632)
SQURPHARMA	63,396	13,603,530	13,801,309	13,801,309	197,780
UNILEVERCL	1,193	2,584,950	3,041,792	3,041,792	456,842
UNIQUEHRL	156,070	9,483,091	6,898,294	6,898,294	(2,584,797)
Total		213,780,404	186,856,977	186,856,977	(26,923,427)

(ii) Investment in IPO Shares

			-	-	-
			-	-	-
Total IPO Investment		-	-	-	-

